

Activity #1 Thinking about OWLS!

DRAW AN OWL TO
CELEBRATE
WASHINGTON SCHOOL'S
MASCOT!

KINDERGARTEN

* * * * * START WITH BLACK CRAYON!

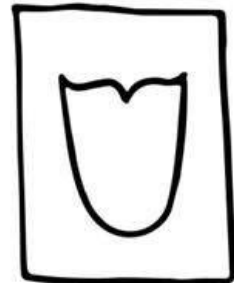
FOLLOW THE STEPS ON THIS
PAGE. HAVE FUN!




1) If you don't have a
crayon use a pencil!



2. draw a
big "U"



3. draw this
shape "~~~~" on top




4. draw two
big eyes that
touch




5. draw a "V"
for the beak



6. draw a curved
line under beak
and "uu" for
feathers



7. add feet



8. add branch/
leaves



9. COLOR!

+ DETAILS!

Activity #2 Thinking about LEAVES because it is Spring!

Find leaves and create a person/people out of them.



1. Find some leaves in different shapes and colors.
2. Place them on a piece of paper (any paper is fine).
3. If you have glue, then glue your leaves to your paper.
4. Add eyes and other features with google eyes if you have them OR cut pieces of paper!

LOOK AT WHAT YOU HAVE CREATED WITH NATURE!

Activity #3 Thinking about BIRDS because it is Spring!

DRAW a CUTE bird by using this simple method ☺.

A Little Bird that starts with
an Arrow



1) Draw a curved arrow

2) Add an eye as a black dot and add a circle around it



3) Draw a curved line from top of the arrow to top of curved line

4) Add a curved line for part of the wing and add feet!




5) Add a bird tail

6) Add color!

Activity #4 Thinking about Nature again, because it is Spring!

Create a BIRD HOUSE by using simple methods of DRAWING SHAPES AND LINES ☺.



Miss you very much! Be creative, stay healthy & **STRONG!** Mrs. Moore
My email is: mooreco@springfieldpublicschools.com